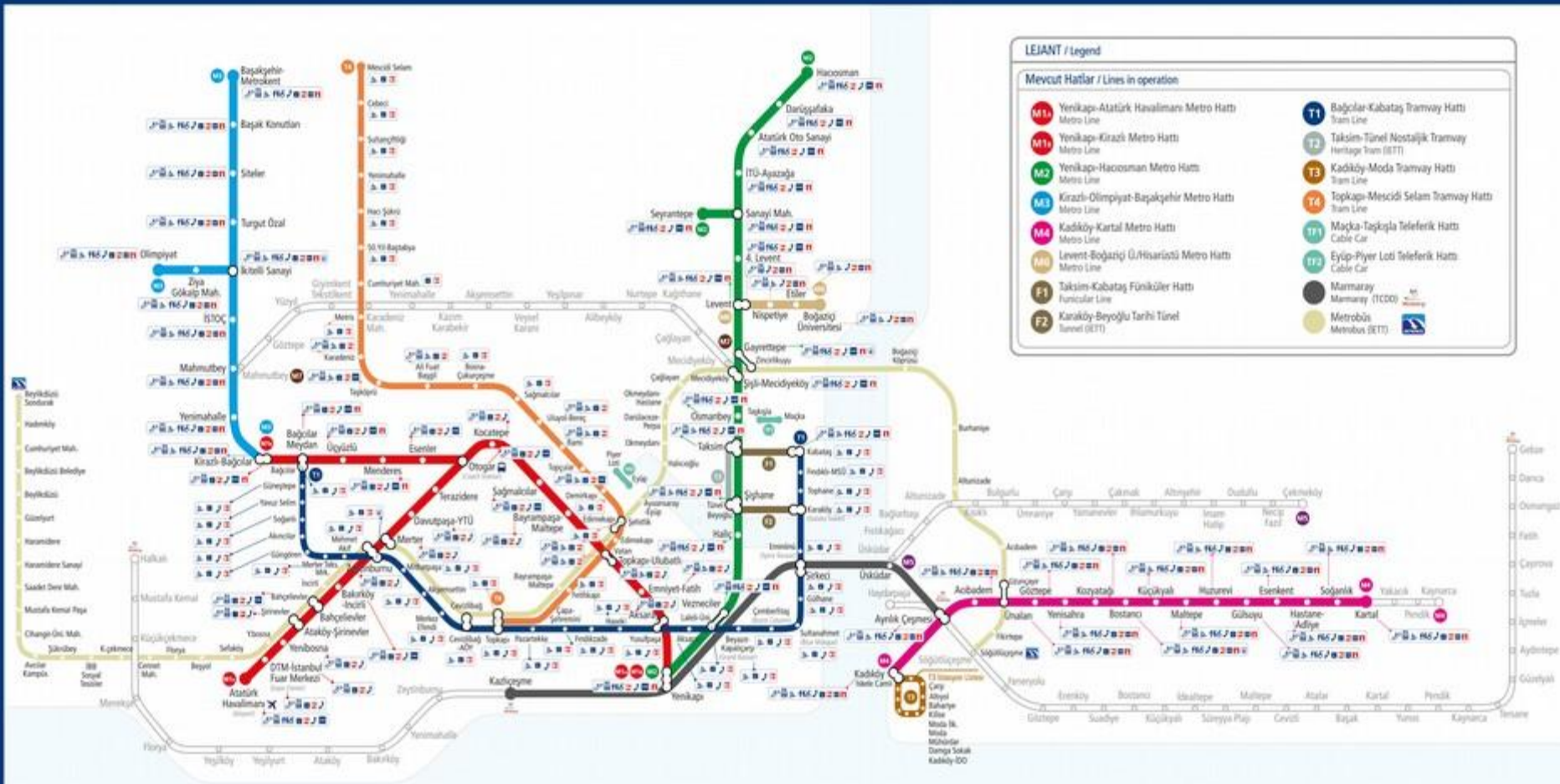


Introduction to the Metro Line to Bogazici University

Bogazici University

Center for Climate Change and Policy
Studies



LEJANT / Legend

Mevcut Hatlar / Lines in operation

- M1** Yenikapı-Atatürk Havalimanı Metro Hattı Metro Line
- M2** Yenikapı-Kirazlı Metro Hattı Metro Line
- M3** Yenikapı-Hacıosman Metro Hattı Metro Line
- M4** Kirazlı-Olimpiyat-Bağcılar Metro Hattı Metro Line
- M6** Kadıköy-Kartal Metro Hattı Metro Line
- F1** Levent-Boğaziçi Ü.Hisarlısı Metro Hattı Metro Line
- F2** Taksim-Kabataş Füniküler Hattı Funicular Line
- F2** Karaköy-Beyoğlu Tarihi Tünel Tünel (ETT)
- T1** Bağcılar-Kabataş Tramvay Hattı Tram Line
- T2** Taksim-Tünel Nostaljik Tramvay Heritage Tram (ETT)
- T3** Kadıköy-Moda Tramvay Hattı Tram Line
- T4** Topkapı-Mescidi Selam Tramvay Hattı Tram Line
- T5** Maçka-Taşköprü Teleferik Hattı Cable Car
- T6** Eyip-Piyer Lotü Teleferik Hattı Cable Car
- Marmaray** Marmaray (TCCO)
- Metrobüs** Metrobüs (ETT)

© İstanbul Ulaşım A.Ş. 2014 Tüm hakları Saklıdır - All rights reserved.

Yapımı Devam Eden Hatlar / Lines under construction

- M4** Kartal-Kaynarca Metro Uzatılması / Metro line extension
- M6** Üsküdar-Çekmeköy Metro Hattı / Metro line
- M2** Mecidiyeköy-Mahmutbey Metro Hattı / Metro line
- Marmaray** Kadıköy-Beşiktaş-Halkalı ve Ayrılık Çeşmesi-Grzebe Uzatılmaları / Marmaray line extensions

İşaretler / Signs

- İstasyon/Durak / Station/Stop
- Hat Başu/Sonu / Terminus
- Aktarma İşareti / Transfer Signage
- Havalimanı / Airport
- Otogar / Coach station
- Yürüyüş Merdiveni / Escalator
- Asansör / Elevator
- Engelli Rampası / Disabled Ramp
- Tuvalet / Restroom
- Engelli Tuvaleti / Disabled Restroom
- Telefon / Telephone
- Bilgi/Endireme Panosu / Information Board
- İstasyon İşletme Odası / Station Operation Room
- Yığın Dolaba / Fire Cabinet
- Acil Durum Butonu / Emergency Button

Bilgi / Contact

ALO 153

SMS 1530

BEYAZ MASA
Help Desk

Sosyal Medya / Social Media

www.istanbululasim.com.tr


facebook.com/istanbululasim

twitter.com/istanbul_ulasim


instagram.com/istanbululasim

youtube.com/istanbulmetro

Aç haritamı dijital versiyonuma QR kodu aracılığıyla mobil cihazlarımda indirebilirim. You can download the network map in your mobile device via the QR code.



Metro line M2 starts at Yenikapı (lowermost red dot) and goes through Taksim, Mecidiyeköy and Levent to Hacıosman. Metro line M6 connects Levent station to our university.



ELEKTRONİK BİLET ELECTRONIC TICKET

- Tek geçişlik bilet / *Single Ticket*..... ₺4,00
- İki geçişlik bilet / *Two-pass Ticket*..... ₺7,00
- Üç geçişlik bilet / *Three-pass Ticket*..... ₺10,00
- Beş geçişlik bilet / *Five-pass Ticket*..... ₺15,00
- On geçişlik bilet / *Ten-pass Ticket*..... ₺30,00

İSTANBULKART

İSTANBULKART


- Tam / *Full-fare* ₺2,15
- Öğrenci / *Student Card* ₺1,10
- Sosyal / *Teacher Card or Social Card* ₺1,50
(Öğretmen, 60 yaş)

AKTARMA TARİFESİ TRANSFER FARES

	Tam <i>Full-fare</i>	Öğrenci <i>Student Card</i>	Sosyal (Öğretmen, 60 yaş) <i>Teacher Card or Social Card</i>
1. Aktarma <i>1st Transfer</i>	₺1,45	₺0,45	₺0,85
2. Aktarma <i>2nd Transfer</i>	₺1,15	₺0,40	₺0,70
3. Aktarma <i>3rd Transfer</i>	₺0,85	₺0,40	₺0,45
4. Aktarma <i>4th Transfer</i>	₺0,85	₺0,40	₺0,45
5. Aktarma <i>5th Transfer</i>	₺0,85	₺0,40	₺0,45


Each token normally costs 4 TL. The exchange from M2 to M6 also costs 4 TL. A trip from Taksim to the university and back costs you 16 TL.

However, you can purchase an Istanbulkart at various vendors. Istanbulkart costs you 6 TL, but then the trip to Levent station costs 2.15 TL and the transfer to M6 line 1.45 TL. So if you are planning to use the public transport system it is wiser to purchase an Istanbulkart immediately.



Anonymous Card

Anonymous card is a customized Travel Card which anybody can buy and load credit. It can be used at all modes of transportation.



[How To Obtain](#) [Card Fees](#) [How to Use](#) [Where to Use](#)

It can be purchased from over 1500 İETT Counters and Private Vendors around Istanbul.

[How To Obtain](#) [Card Fees](#) [How to Use](#) [Where to Use](#)

To use the travel card, it is sufficient to hold the card within 0-8 cm to a card readers located in railway stations, sea transportation docks or on buses.

You are not charged multiple times for holding card close to a card reader for a long amount of time. How much you get charged and your remaining balance information is placed on the card reader.

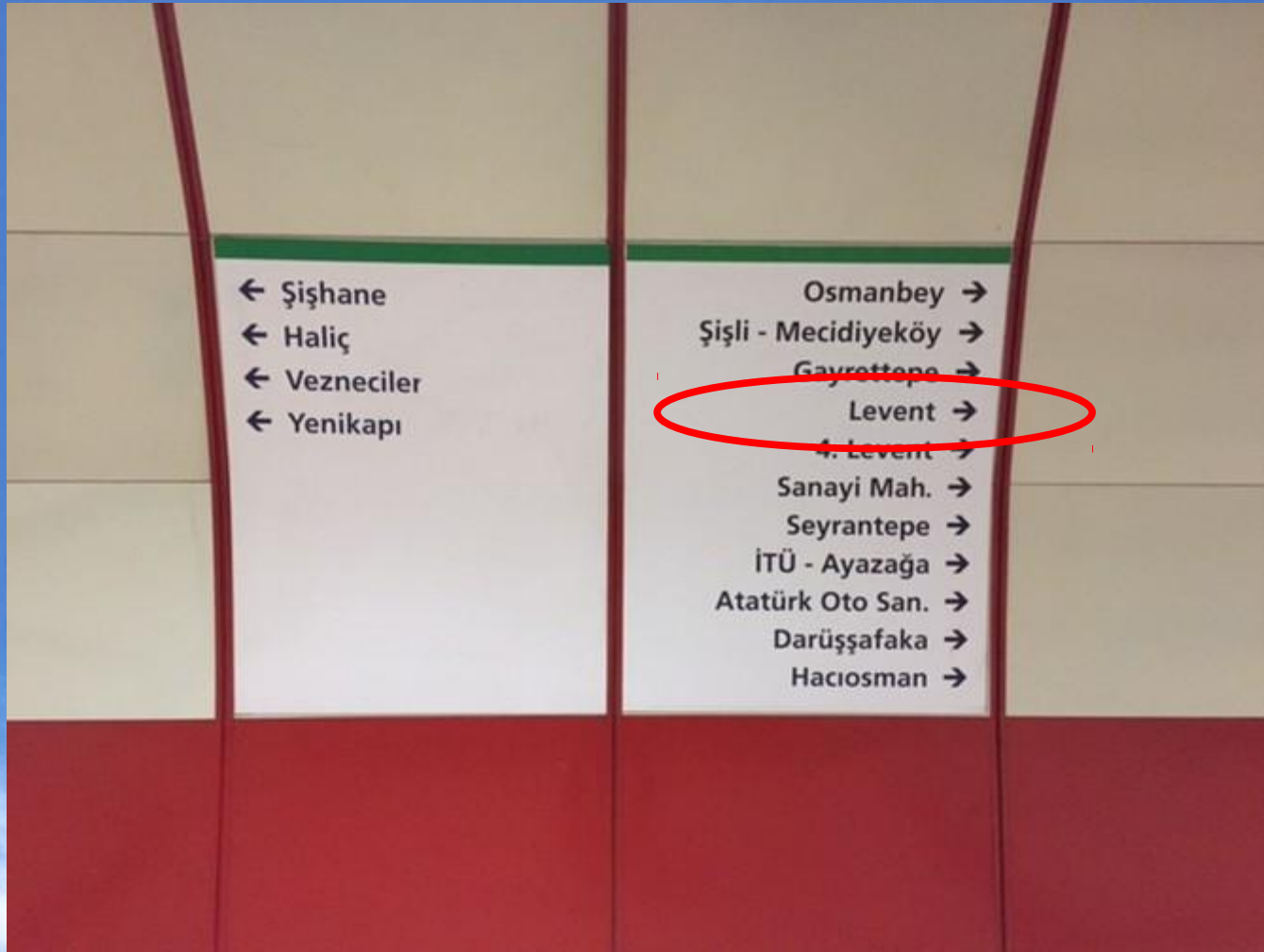

Loading the card:
Card can be load at both İETT loading points and authorized private loading points.

Expiration
Electronic cards are good to use as much as two years.


You can deposit money to your Istanbulkart at these vending machines, the instructions are also in English.





Entrance to the metro at Taksim. You can see the metro sign.




On the M2 line, you are taking the train to the Levent station.



The train arrives at Levent station in the direction shown by the arrow. You take the stairs up. Just above you can see the sign to M6 line.



After the stairs you go to the gates and turn left. The entrance to the M6 line is straight ahead.



M6 LEVENT - BOĞAZIÇI ÜNİ./HİSARÜSTÜ HATTI SEFER TARİFESİ

İlk Tren Son Tren / First and Last Train

Istasyon Station	Yön Direction	İlk Tren First Train	Son Tren Last Train
Levent	Boğaziçi Ü.	06:00	00:00
Boğaziçi Ü.	Levent	06:00	00:00


Sefer Aralıkları / Frequency



Boğaziçi Ü. Yönüne / To Boğaziçi U.		Levent Yönüne / To Levent	
Saatler Time Periods	Sefer Aralığı Frequency	Saatler Time Periods	Sefer Aralığı Frequency
06:00 - 07:15	9 dak/min	06:00 - 07:00	9 dak/min
07:15 - 09:50	5 dak/min	07:00 - 09:50	5 dak/min
09:50 - 16:40	9 dak/min	09:50 - 16:40	9 dak/min
16:40 - 20:40	5 dak/min	16:40 - 20:40	5 dak/min
20:40 - 00:00	9 dak/min	20:40 - 00:00	9 dak/min

Bu değerler haftaiçi için geçerlidir. / These figures are valid for weekdays

ORES

During regular hours, there is a train every 5 minutes. There are two stations along the way. The final station is Bogazici University.






If you have a suitcase with you, you may have to carry it up the stairs at Bogazici University station.



Çıkış / Exit ↓



Welcome to our university!!